

## 1. Features

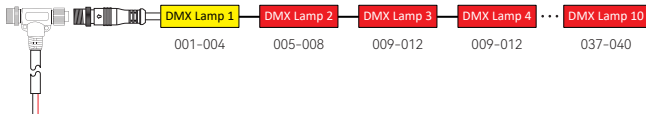
- Compatible and extend DMX512 (1990) signal protocol
- High accurate decoding, Decode DMX512 signal (200K-750Kbps) easily
- Parallel control, support 1024 channel
- Auto editing and setting up light address quickly
- RGBW Mode, 256 dimming level

## 2. Editing address automatically

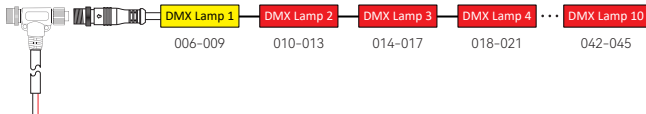
1. Connect all lights and power on, the rest lights after original light can get address automatically
2. Original light is yellow color and the rest lights are red color once address had been done

Following connected DMX512 lights are RGBW type, each light need 4 address

1. Eg: Original light address is 001-004

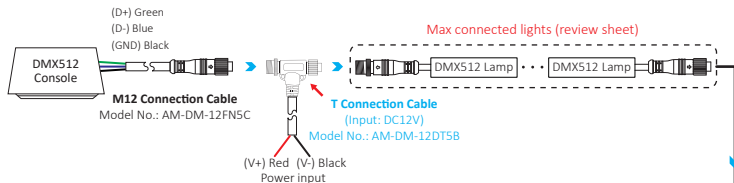


2. Eg: Original light address is 006-009



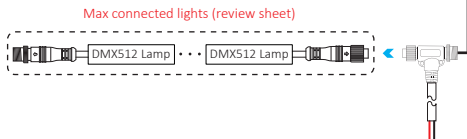
(Initial address is 001) address will be set up once the light is power on

## T Connection Cable Diagram

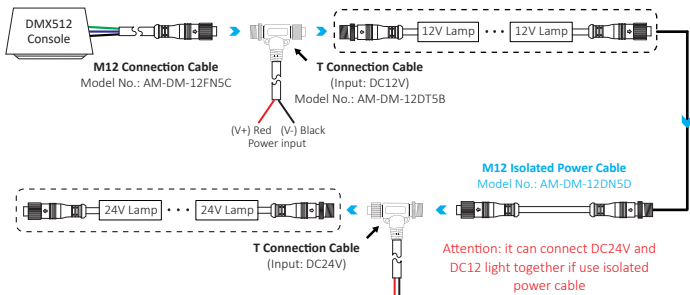


Quantity of lights for 1 T connection cable

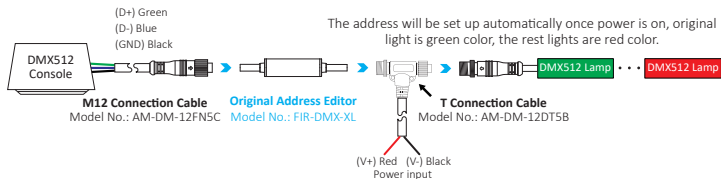
| Light Type            | Number |
|-----------------------|--------|
| 3W Spotlight          | 25     |
| 3W Underground Light  |        |
| 5W Underground Light  | 15     |
| 9W Underground Light  | 12     |
| 9W Underwater Light   |        |
| 24W Wall Washer Light | 6      |



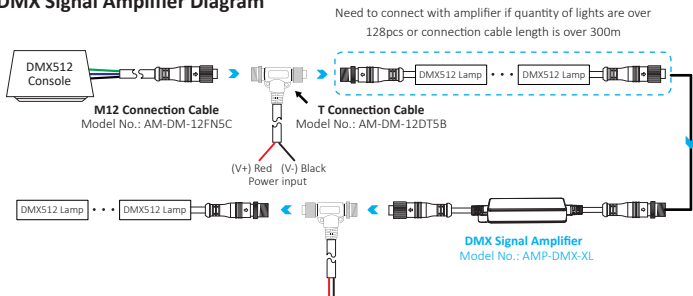
## M12 Isolated Power Cable Diagram



## Original Address Editor Diagram



## DMX Signal Amplifier Diagram



## 3. Attention

1. Please check whether the voltage of the power supply is in accordance with the Amplifier, otherwise the device will be broken.
2. Non-professional user cannot dismantle the device directly, otherwise the device will be broken.
3. Original address editor must work with DMX512 console, user need to connect T connection cable with power supply once many lights need to be wired.



Scan QR code or review following link to check more details  
[https://miiboxer.com/light/video/dmx\\_2.html](https://miiboxer.com/light/video/dmx_2.html)

Made in China

