

3W Dual White LED Spotlight

Model No.: LC2-SP03

Contents

<u>Product Features</u>	2
<u>Product Parameters</u>	2
<u>Wiring Instructions</u>	3
<u>Installation Notes</u>	4
<u>Attention</u>	4

1. Product Features

This lamp needs to be used with MiBoxer series 2-wire controller (LC2-RF / LC2-ZR), Use it with a 2-wire DuPont junction box (DS2-12C) to connect more lamps.

2. Product Parameters

Model No.: LC2-SP03

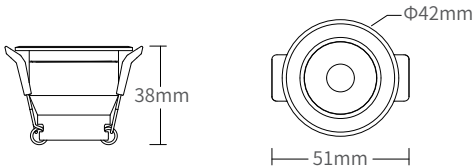
Working Voltage: 24V 

Beam Angle: 36°

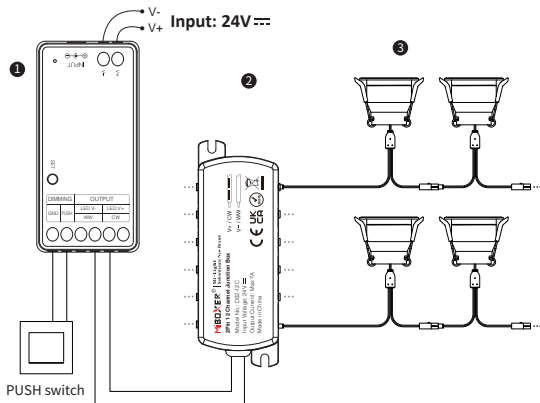
Luminous Flux: 190LM

Working Temperature: -10~40°C

Hole Size: $\Phi 33\sim 36\text{mm}$



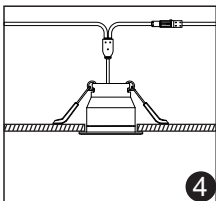
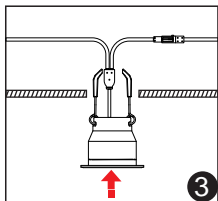
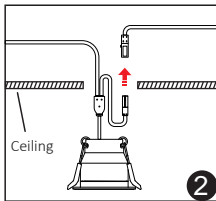
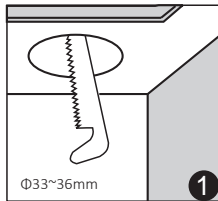
3. Wiring Instructions (This lamp does not include controller and junction box)



- ① MiBoxer series 2-wire controller (LC2-RF / LC2-ZR)
- ② 2-wire DuPont junction box (DS2-12C)
- ③ 3W Dual White LED Spotlight

4. Installation Notes

1. Open the hole according to picture 1 (hole size: $\Phi 33\sim 36\text{mm}$)
2. Connect lights according to connection diagram.
3. Make spring buckles on both ends of product upright and put them into holes.



5. Attention

1. Please check if input voltage is DC24V, otherwise devices will be damaged.
2. It is forbidden to cover or wrap metal parts of lights with plastic or EVA insulation materials, which will affect heat dissipation of lights.
3. Non-professional users are not allowed to disassemble the equipment directly, otherwise the equipment may be damaged.



Made in China