


EUP12A-1W12V-1 (Product No.:103200193201)

Summary

EUP12A-1W12V-1 is a constant voltage mode output LED driver. This driver can be controlled by external signal (0/1-10V active signal, adjustable resistance and PWM signal) to achieve a smooth dimming effect.

Product Features

- Single channel constant voltage output, 1A Max
- Support 3-in-1 dimming mode (1-10V active signal, adjustable resistance and PWM signal)
- Wide input voltage of 100VAC ~ 240VAC
- Dimming range of 0-100%, and dimming effect smooth, no flicker
- 100% output when no dimming signal input, can be used as normal power supply
- Over load protection; Over voltage protection
- IP20, suitable for indoor LED lighting application



Application



Downlight



Panel Light



Spotlight



Ceiling Light



Decorative Light



Floor Light



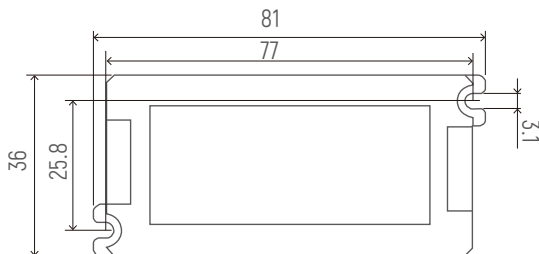
Flood Light



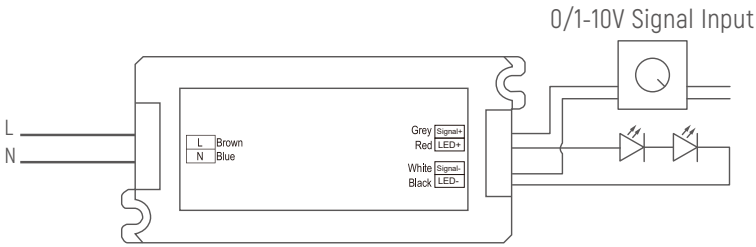
Technical Parameters

Model	EUP12A-1W12V-1	
Input	Efficiency	80%@230VAC, Full load
	Voltage	100VAC ~ 240VAC
	Frequency Range(Hz)	50/60Hz
	Power Factor	≥0.5@230VAC, Full load
	AC Current(max)	0.13Amax@230VAC
	Inrush Current(max)	Cold start, 12A@230VAC
Output	Current(mA)/Voltage (VDC) Power(W)	1A/12VDC/12W
	R & N (Max)	120mVp-p
	Channel	1
	Voltage Accuracy	±3%
Function	Dimming Type	1-10V active signal, adjustable resistance and PWM signal
Protection	Over voltage	Hiccup, recovers after fault condition is removed
	Over load	Shut down the output, recovers after fault condition is removed
Others	Working Temp.	-20°C ~ 50°C
	Storage Temp., Humidity	-40°C ~ 85°C, 20-90%RH
	tc	90°C
	Material	PC
	IP Rating	IP20
	Lifetime	30,000h@tc:80°C
	Warranty Condition	3 years
	Switch Cycle	>15,000 times
	Packing(weight)	Net weight: 85g±5%/PCS; 100PCS/Carton; 9.2kg±5%/Carton; Carton Size: 338*254*219mm(L*W*H)
	Dimension	81*36*29mm (L*W*H)

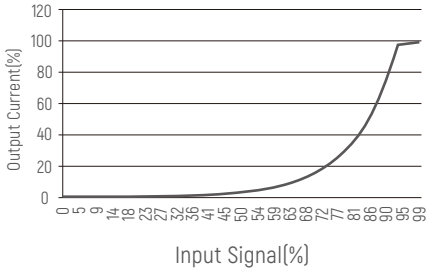
Dimension(mm)



0/1-10V Wiring



Dimming Curve



Note: For capacitive load, the larger inrush current will reduce the service life of the electrolytic capacitor. Before using this product, please contact the relevant technical personnel to match and verify.

Cautions

- 1.This product should be installed by qualified personnel.
- 2.This product is non waterproof, need to avoid sun and rain.In case of outdoor use, please ensure it is mounted in a water proof enclosure.
- 3.Good heat dissipation conditions extend product life. Please install the product in a well-ventilated environment.
- 4.Please make sure LED power supply output voltage, current is used to meet the product requirements.
- 5.Please ensure that adequate sized cable is used from the controller to the LED lights to carry the current. Please also ensure that the cable is secured tightly in the connector.
- 6.Due to safety concerns, PVC or rubber cord of 0.75- 2.5mm² is recommended for input and output terminal(s)(excluding signal terminals). Flat power cord is not suitable.Ensure all wire connections and polarities are correct before applying power to avoid any damages to the LED lights.
- 7.In case of malfunction, do not repair it yourself.

※ The contents of this manual are updated without prior notice. If the function of the product you are using is inconsistent with the instructions, the function of the product shall prevail.Please contact us if you have any questions .


EUP12A-1W12V-1 (产品代码:103200193201)

概述

EUP12A-1W12V-1是一款可以用于室内的恒压输出LED调光驱动器。这款驱动器可以通过外部0/1-10V有源信号，可调电阻和PWM信号实现平滑调光的效果。

产品特点

- 单通道恒压输出，最大输出电流为1A
- 支持3合1调光（1-10V有源信号，可调电阻，PWM信号）
- 宽电压输入：100VAC ~ 240VAC
- 调光范围0-100%，调光曲线平滑，无闪烁
- 信号悬空时，满载输出，可作为电源使用
- 过载保护；过压保护
- IP20，适用于室内LED灯具



应用



筒灯



面板灯



射灯



吸顶灯



装饰灯



落地灯



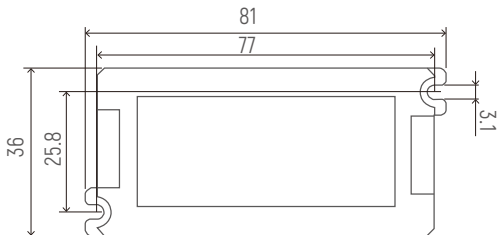
投光灯



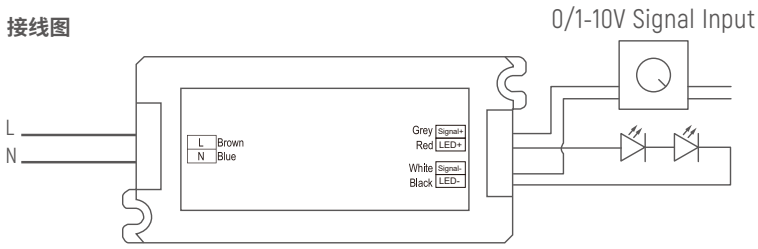
技术参数

型号	EUP12A-1W12V-1		
输入	效率	80%@230VAC, 满载	
	电压	100VAC-240VAC	
	频率	50/60Hz	
	功率因素	≥0.5@230VAC, 满载	
	电流	0.13Amax@230VAC	
	浪涌电流	冷启动,12A@230VACC	
输出	电流/电压/功率	1A/12VDC/12W	
	波纹电流	120mVp-p	
	通道	1	
	电压精度	±3%	
功能	调光方式 0/1-10V有源信号，可调电阻，PWM信号		
保护	过压	打嗝模式，异常移除后自恢复	
	过载	当超过输出电压时，输出电流减小，当负载降低时自动恢复	
其它	工作温度	-20°C~50°C	
	储存温度、湿度	-40°C~85°C, 20-90%RH	
	tc	90°C	
	材质	PC	
	防水等级	IP20	
	寿命	30,000小时@tc:80°C	
	质保	3年	
	开关周期	>15,000次	
	包装尺寸(重量)	净重: 85g±5%/PCS; 100PCS/Carion; 9.2kg±5%/箱; 外箱尺寸: 338*254*219cm(长*宽*高)	
	尺寸	81*36*29mm (长*宽*高)	

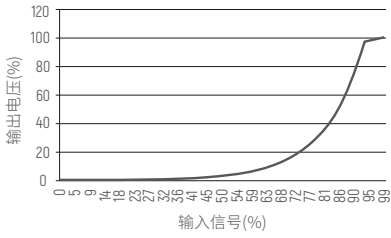
尺寸(mm)



接线图



调光曲线



注意事项:

- 1、本产品请由具有专业资格的人员进行调试安装。
- 2、本产品不能防水，需避免日晒雨淋，如安装在户外，请用防水箱。
- 3、良好的散热条件会延长产品的使用寿命，请把产品安装在通风良好的环境。
- 4、请检查使用的LED电源输出电压电流，是否符合产品要求。
- 5、出于安全考虑，推荐输入和输出（信号端除外）用0.75-2.5mm² PVC或橡胶线缆，并确保接线牢固，以免电线过热或接触不良触发事故。扁平电源线不适用。
- 6、通电调试前，应确保所有接线正确，避免因接线错误而导致灯具损坏。
- 7、如果发生故障，请勿私自维修；如有疑问，请联系供应商。