

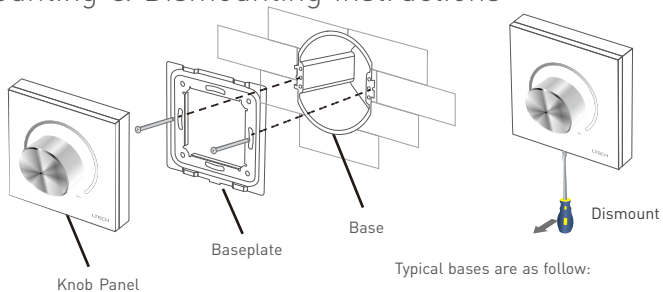
1-10V Dimmer

Model: E610

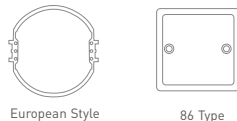


FC CE RoHS (5-Year Warranty)

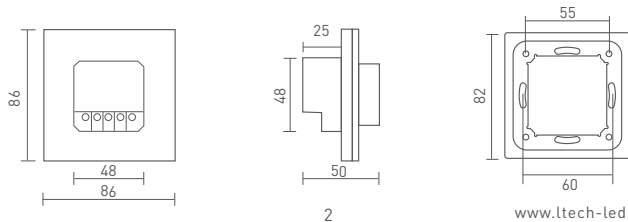
Mounting & Dismounting Instructions



Typical bases are as follow:



Product Size Unit: mm



Technical Specs

E610 1-10V Dimmer

Output Signal: 1-10V, Max. 50mA

Working Temp.: -10°C~55°C

Switching Voltage: Max. 250Vac

Dimensions(LxWxH): 86x86x50(mm)

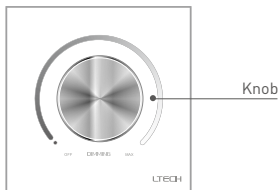
Switching Current: Max. 5A

Package Size(LxWxH): 106x106x60(mm)

Anti Surge: ≤50A / 0.1S

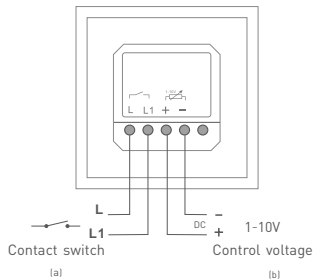
Weight(G.W.): 220g

Key Functions



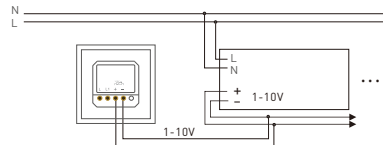
- * Turn the knob clockwise, the brightness increases.
- * Turn the knob counterclockwise, the brightness decreases. Turn the knob counterclockwise to the end, the dimmer will be turned off (A click can be heard).

Terminals

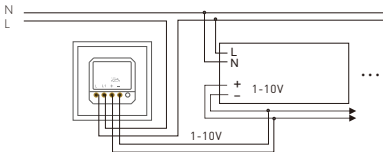


Wiring Diagram

1. Dimming

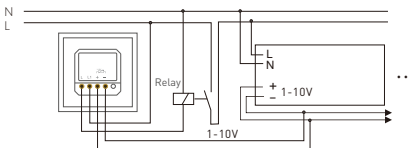


2. Built-in power switch



- * An external high-power relay switch is needed when total load current of the dimmer switch is more than 5A or inrush current is more than 50A/0.1S. The damaged dimmer switch resulting from overload current is not recovered by warranty.

3. External Relay Switch Connection



- * This manual is subject to changes without further notice. Product functions depend on the goods. Please feel free to contact our official distributors if you have any question.